

Originally, this stunning staircase was designed to be black and built of steel. Featured at the top of the staircase are a series of white wooden boxes, done by artist Jerry Johnson in the style of Louise Nevelson, known for her use of wood. The unique staircase is connected to the walls with steel blades, giving it a seamless design.



## IT TAKES A *village*

Over their tenure of homeownership, Lynn Curry and Chuck Shields count five major home projects, from renovations to full custom builds, in various climates and markets across North America. That experience means they know quite expertly what works and what doesn't in context of their aesthetic and lifestyle.

STORY **HEATHER WRIGHT** | PHOTOGRAPHY **GORDON KING**

Lynn and Chuck turned to the expertise of **Roy Nandram** and **RND Construction** to build a home that reflects the culmination of their lessons learned. **Houry Avedissian** of **Ha<sup>2</sup> Architectural Design** designed this stunning home that combines contemporary angles and a subtle, Zen-like flow through the connected spaces.

For Lynn's part, much of the success of her home's design, and ultimately her satisfaction in how she uses it, has come from her ability to articulate details around her lifestyle and how they translate into design elements. She encourages neophyte homeowners embarking on the build process to take a thorough inventory of their lives at home

and to communicate these reflections early and effectively to the design and build team. "Unless the user of the space is involved throughout the process, there is the possibility of being unhappy," says Lynn.

Houry encourages her clients to take their time and really think in detail about their lifestyle and how they will use their homes. "How do you live in your space daily? Start with when you wake up and you are putting your feet on the floor and go from there," she says. It's about walking through your typical day and considering the things that will make your life easy and joyful and incorporating that into the design. *Continued on page 56*

**ABOVE:** On top of its innovative architectural design, the home is eco-friendly and energy efficient.




The substantial overhang on this island is made structurally sound with a custom solution, built on top of the island cabinetry. **INSET:** A clever, custom knife block creates storage and more counter space.

Lynn spearheaded a framework for the build and design process, utilizing project management principles that included weekly meetings with the design and build team to establish a forum for discussion. Everyone from top to bottom on the build site was invited to contribute. And they didn't always agree. But building a home is a passionate business, and in the end they were able to find common

ground, yielding a home that is an absolute treasure trove of smart ideas, comfortable design and an arresting aesthetic. On top of that, it is also eco-friendly and energy efficient as an R2000 home.

Lynn feels steadfastly that by introducing a communication framework into the build process as a homeowner, common build obstacles – like staying on budget and timelines – can be countered



This home succeeds in being modern without being minimalist. **TOP LEFT:** The unique pattern in the foyer was created by offsetting tiles with precision. **TOP RIGHT:** The white, rounded top of the fireplace conceals a pipe and gives it contemporary appeal.



Water themed light fixtures are a nod to the home's green design.

proactively. Also, by giving everyone involved in the process an official place at the table, there is a rare opportunity to turn design challenges into highly functional, cost-effective and beautiful design elements.

The home reflects an “integrated design process to find optimum solutions,” says Roy. “The design is seamless and beautiful.”

The kitchen centres on an intelligent layout. A number of custom features make you rethink the use of common items and surfaces.

The island (**Stone Design Concepts**) features sleek granite with a substantial overhang, which can be structurally risky. Granite, unlike engineered stone, has a tendency to have naturally occurring fissures, which means it could be vulnerable to breakage without proper support.

*Continued on page 58*



To accommodate the countertop, RND built a steel structure on top of the island cabinetry ([Cedar Ridge Designs & Custom Cabinetry](#)). “We engineered a solution,” says Roy.

Pop-up chargers and outlets lie flush in the island countertop, positioned away from the main prep area. They are perfect for charging phones or for plugging in mixers or other small appliances without interfering with sightlines.

The other counter features an ingenious built-in knife block. At Lynn’s request, they fashioned a draining board right out of the countertop into the granite sink ([Mondeau Bathroom & Kitchen](#)).

Completing the space are high-end appliances from [Universal Appliances](#), conveniently situated for dualing cooks.

This home’s showstopper is an elegant white staircase, originally designed to be black and constructed of steel. However, Lynn felt this choice didn’t match her aesthetic, and it was also determined it wouldn’t be cost-effective to build. With some brainstorming, [Accurate Stairs and Railings](#) jumped in to bring this staircase to life.

*Continued on page 60*

**TOP:** Windows create challenges in a passive solar design. These are special fire-grade windows built to be as strong as steel. **RIGHT:** The elegant staircase winds its way from the upper floor, all the way down to the basement.



**ACCURATE**  
STAIRS AND RAILINGS

a division of Randell Carpentry Inc

Come discover Accurate Stairs and Railings' broad selection of designs and custom made stairs.  
1550 Liverpool Court, Unit 8, Ottawa | 613.747.0204 | [info@accuratestairs.ca](mailto:info@accuratestairs.ca) | [accuratestairs.ca](http://accuratestairs.ca)

# Krumpers Solar Blinds

## A Sleek All-Season Solution



Lynn and Chuck's home also demonstrates how small tweaks can make a big difference. Instead of drywalling the box that typically frames a skylight, Lynn suggested replacing the drywall with mirrors, propelling the light even more. Snap-in solar blinds (**Krumpers Solar Blinds**) were installed to protect items inside from sun damage and modify summer heat.

The serene master bedroom features sliding doors (**Dalmen Windows & Doors**) and sweeping drapes that contribute to the décor. A custom-made headboard (**Wyatt Williams**) is the perfect finishing touch in this airy room.

While there is no denying the modern vibe that this home communicates, it is personalized with artifacts, antiques and accents that all carry meaning for Lynn and Chuck. This fusion creates a stylish subtext in the design, emitting warmth. *Continued on page 62*

**LEFT:** Snap-in solar blinds from Krumpers Solar Blinds are a stylish way to protect items inside from sun streaming in through the skylights. **BELOW:** The sunny master bedroom opens up to a lovely, leafy balcony.

As the glorious sun shines its warmth and light into our homes, we not only welcome Spring but anticipate the summer to come. After a long and difficult winter, the glorious snippets of sunshine and warmth brings hope and joy. Meteorologists have predicted that Ottawa will experience the "Hottest summer on record"! And although we eagerly await the summer season, one needs to act now to ensure that their homes are well prepared for the coming heat and the high Hydro bills that are sure to ensue.

The innovative technology from Krumpers Solar Blinds provides an unparalleled level of comfort and energy savings. Based on independent lab results, Krumpers Solar Blinds have illustrated to reduce cooling and heating costs by up to 42%. Furthermore, the level of comfort that one experiences with Krumpers Solar Blinds is beyond measure.

The Smart-Tech, innovative, Krumpers Solar Blinds are a brilliant option in window covering. The unique 2-sided design (summer/winter, one simply turns the blinds around) will allow for a clear, unobstructed view while the summer side will reflect 72% of the heat from coming into your home as well as 98% UV protection. When turned to the winter position, Krumpers Solar Blinds will once again allow for a clear view while generating heat in direct light (2096 BTU's an hour) but moreover will insulate the window with an R10.

Krumpers Solar Blinds are proudly made in Canada and have recently won the Scotiabank Ecoliving award as well as BMO's Innovation of the year. The blinds allow the view to be the focal point of the room, not the window treatment. The blinds cost \$41 per square foot, and have a five-year unlimited warranty. They require only a wet cloth to wipe off dust and dirt. Krumpers also has engineered solutions for skylights, trapezoids, and rounded windows. "People just aren't aware of the options and how financially prudent solar solutions can be," says Ms. Livshits. Read customer reviews on [http:// homestars.com](http://homestars.com), where Krumpers has a 98% Rating. To learn more call 613-864-4921 or visit [www.krumpers.ca](http://www.krumpers.ca)

Krumpers Solar Blinds helps set the tone for a bright, comfortable, and beautiful surrounding that is your home. Now more than ever our homes have become our "Happy Place". Krumpers helps harness and gorgeously control the temperature of your home year-round. Krumpers Solar Blinds are installed in the Feature Home of this issue of OUR HOMES magazine.

OUR HOMES Ottawa has secured a special discount for their readers for a limited time (until July 2021). **Free installation and a 10% discount will be applied to all clients that mention this article.**

As they say at Krumpers – "Price is what you pay, value is what you get".

For more information please visit [www.krumpers.ca](http://www.krumpers.ca) or call 613-864-4921





**Appliances designed to fit your life.**

The home's tall and boxy exterior is contemporary and cool, accommodating the challenges presented by a narrow lot. The design was intended "to display the house as a work of art," says Houry.

In a more functional sense, decorative cedar lattice wraps the front porch, countering the wind. Lynn also suggested a custom wooden box on the front porch, perfect for receiving deliveries or storing winter gear outdoors. Both of these ideas contribute to décor and elevate functionality.

"These solutions came about from solving problems. But solutions have to be both beautiful and functional," says Lynn.




Lynn is enormously grateful to her long list of local trades and vendors who stepped up to make this home magnificent. "It really goes to show that it takes a village," says Lynn. That concept also demonstrates the power of how diverse voices and varied skill sets drive unique design opportunity. **OH**



**TOP:** The bright basement does double duty as a media room and a home gym. **ABOVE:** Contemporary angles are everywhere in this home, including on the sloped balcony railing.

**Thermador** **MONOGRAM** **FISHER & PAYKEL** **Miele**

Universal Appliances offers a wide variety of Kitchen & Laundry Appliances. We have thousands of products to choose from and carry top named North American brands. Come visit us online or at our showroom.

FOLLOW US TO GET OUR BEST DEALS   

**Your Local Appliance Expert**

(613) 521-5002 | 1915 BANK STREET, OTTAWA ON [UniversalAppliances.com](http://UniversalAppliances.com)

